
SAFETY INSTRUCTIONS

Please read and follow all safety instructions provided **BEFORE** using your new projector. Failure to comply with safety instructions may result in fire, electrical shock, or personal injury and may damage or impair protection provided by the equipment.

Please save all safety instructions.

Safety Definitions:

- **Warning:** Statements identify conditions or practices that could result in personal injury.
- **Caution:** Statements identify conditions or practices that could result in damage to your equipment.

Safety Symbols



Attention: For information about usage of a feature, please refer to the User's Guide.



Warning: Hot surface. Do not touch.






An arrow pointing to the lamp door on the projector.



Warning: Laser Radiation. Do not stare into the laser beam.

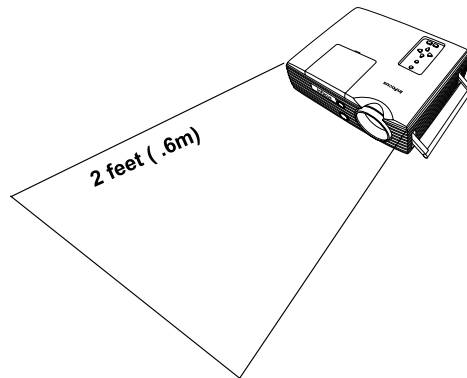
Safety Terms:

- **Warning:** Don't look directly into the lens when the lamp is turned on.
 -  **Warning:** To replace the lamp, turn off the projector and unplug the power cord. To avoid burns, wait 30 minutes before opening the lamp door. Follow all instructions in the User's Guide.
 -  **Warning:** Please use the power cord provided. Connect the power cord to a receptacle with a protective safety (earth) ground terminal.
 -  **Warning:** Laser Radiation. Do not stare into the laser beam.

- **Warning:** Refer all service to qualified service personnel. Servicing your own projector will void the warranty.
- **Warning:** For ceiling installation. To prevent eye injury, wear protective eyewear before opening lamp door.
- **Caution:** Do not block ventilation openings.
- **Caution:** Do not set liquids on the projector. Spilled liquids may damage your projector.
- **Caution:** Do not place the projector on a hot surface or in direct sunlight.
- **Caution:** Do not drop the projector. Transport the projector in an InFocus-approved case; see “Optional Accessories” on page 47 for a list of cases.

Important Operating Considerations

Do not place the projector on a tablecloth or other soft covering that may block the vents. In the unlikely event of the bulb rupturing, thoroughly clean the area in front of the projector and discard any edible items placed in that area.



Customer Service

If you need assistance, call InFocus Customer Service directly at **1-800-799-9911**. Support is free between 6 a.m. and 6 p.m. PST, Monday through Friday. Support is available in North America after hours and weekends for a fee at 1-888-592-6800.

Or, send us an e-mail at **techsupport@infocus.com**.

In Europe, call InFocus in The Netherlands at **(31) 35-647-4010**.

In Asia, call InFocus in Singapore at **(65) 353-9449**.